


## VERTICAL TURRET MILLING MACHINES



M3 / M3V  
M4S / M4SV  
M4 / M4V

M5 / M5V  
M6 / M6V



M3



M3V



M4

## VERTICAL TURRET MILLING MACHINES

Cosmic



M4S




M6



M5




M5V




## VERTICAL TURRET MILLING MACHINES

### Accessories

- Meehanite Casting.
- Trucite B coated on both side of saddle
- Table hardened and ground.
- Y, Z Axis are V slide ground on table for M3
- Y axis is Square, Z axis is V slide ground on table for M4S
- Y, Z axis are Square ground M4, M5 and M6
- X Axis power feed.
- Halogen work light
- Clamping Kit
- ER Collets 11 pieces R8 taper
- R8 Collets
- 6" machine vise with swivel base
- Digital Readout X, Y.





## VERTICAL TURRET MILLING MACHINES

### Specification

Model		M3/M3V	M4S/M4SV	M4/M4V	M5/M5V	M6/M6V
Dimensions		254 x 1270	254 x 1270	254 x 1270	254 x 1370	305 x 1370
		(10" x 50")	(10" x 50")	(10" x 50")	(10" x 54")	(12" x 54")
Working Table	X-axis(mm)	800	800	800	900	785
	Y-axis(mm)	400	400	400	400	435
	Z-axis(mm)	400	400	400	430	530
Ground Way	Y-axis(mm)	Angle	Square	Square	Square	Square
	Z-axis(mm)	Angle	Angle	Square	Square	Square
Spindle	Spindle Taper	R8/NT30			NT40	
	Spindle Travel(mm)	127				
	Spindle Speed	16(Steps) / Variable				
	Spindle Feed(mm)	0.076/0.003" 0.038/0.0015" 0.203/0.008"				
	Low Range(r/min)	66, 110, 175, 270, 550, 930, 1460, 2270 Variable				
	High Range(r/min)	132, 220, 350, 540, 1100, 1860, 2920, 4540 / 60 4200				
T-Slot	Slot Number x Width(mm)	3 x 16				
	T-Slot Pitch(mm)	65				
Motor	Voltage(V)	220/380/415				
	Frequency(Hz)	50/60				
	Head Motor	3HP			5HP	
	Coolant Motor	1/8HP				
	Knee Motor	-				
Max Working Piece Weight(kg)		300				350
Saddle W x L(mm)		280 X 510	280 X 510	280 X 510	280 X 510	330 X 650
Ram Travel(mm)		510	510	510	650	650
Spindle Diameter		85.70	85.70	85.70	105	105
From Spindle Center to body	Min(mm)	120	120	120	120	120
	Max(mm)	700	700	680	720	810
From Spindle nose to Working table	Min(mm)	55	100	100	100	100
	Max(mm)	430	460	500	500	580
Machine Demension		160x1680x2090	1670x1680x2090	1670x1680x2150	1770x1680x2150	1770x1780x2300
L x W x H(mm)						
Net Weight(kg)		1100	1300	1380	1450	1500